

Rayat Shikshan Sanstha's  
**Rajarshi Chhatrapati Shahu College, Kolhapur**  
Department of English  
Result Attainment 2021-2022  
B.A.-III Semester-V


Sr. No.	Paper No.	Level 1	Level 2	Level 3
1	Paper No. VII	1/9	1/9	7/9
2	Paper No. VIII	3/9	2/9	4/9
3	Paper No. IX	1/9	1/9	7/9
4	Paper No. X	1/9	1/9	7/9
5	Paper No. XI	1/9	1/9	7/9

Level 1- > 40%


Level 2- 40% < 50%

Level 3- 50% <

Achieving Target Level 3 is completed

  
Head  
Department of English



  
Principal,  
Rajarshi Chh. Shahu College  
Kolhapur.

Rayat Shikshan Sanstha's  
**Rajarshi Chhatrapati Shahu College, Kolhapur**  
Department of English  
Result Attainment 2021-2022  
B.A.-III Semester-VI


Sr. No.	Paper No.	Level 1	Level 2	Level 3
1	Paper No. XII	0/7	2/7	5/7
2	Paper No. XIII	0/7	0/7	7/7
3	Paper No. XIV	0/7	0/7	7/7
4	Paper No. XV	0/7	1/7	6/7
5	Paper No. XVI	0/7	2/7	5/7

Level 1- > 40%

Level 2- 40% < 50%


Level 3- 50% <

Achieving Target Level 3 is completed

  
Head

Department of English



  
Principal,  
Rajarshi Chh. Shahu College  
Kolhapur.

RAYAT SHIKASHAN SANSTHA'S  
**RAJARSHI CHHATRAPATI SHAHU COLLEGE, KOLHAPUR**  
**DEPARTMENT OF ENGLISH**

Direct Method

M.A.-II Sem-III ACADEMIC YEAR 2021-22

ROLL NO.	PRN No.	NAME OF THE STUDENT	University						Internal					
			Drama	Critic	Victoria	Modern	Total	%	Drama	Critic	Victo	Modern	Total	%
1	2019067249	Ms. Chopade Priyanka Vijay	44	46	45	45	180	56.25	18	18	19	17	72	90
2	2020068707	Mr. Duge Prashant Bhupal	17	21	14	16	68	21.25	18	18	17	19	72	90
3	2020065560	Mr. Gaikwad Rushikesh	38	40	42	24	144	45	18	18	19	17	72	90
4	2020062727	Mr. Jadhav Depak Vikram	46	44	55	60	205	64	18	18	17	19	72	90
5	2020062736	Mr. Jogdand Kalpana Rajendra	55	60	60	65	240	75	18	18	19	17	72	90
6	2020062713	Ms. Kamble Akshata Sudhir	55	55	58	60	228	71.25	18	18	17	19	72	90
7	2020063907	Mr. Mohite Rohan Devdas	42	45	44	47	178	55.62	18	18	19	17	72	90
8	2020062724	Mrs. Mulla Sufiya Husain	60	60	62	66	248	78	18	18	17	19	72	90
9	2020062725	Ms. Patil Prajakta Mahadev	54	58	62	66	240	75	18	18	19	17	72	90
10	2020062730	Mr. Pawar Ramesh Ramdas	54	58	60	60	232	73	18	18	17	19	72	90
11	2020062722	Mr. Powar Raju Parsharam	28	16	40	32	116	36	18	18	19	17	72	90
		Marks obtained outoff 40 (University Exam)	% of marks (level)	No. of students in each paper				% of marks (level)	% of marks (level)	No. of students				
Y		<32 marks((Level 1)	<45%	2	2	2	2	<60%	<6	0	0	0	0	
		<32-48 marks (level 2)	45 to	1	1	1	1	0 to 80%	6-8	0	0	0	0	
		>48marks(level 3)	>60%	8	8	8	8	bove 80	>8	11	11	11	11	

**For University Exam**

Level 1	below 45 % of students scoring more than average marks
Level 2	45-60 % of students scoring more than average marks
Level 3	above 60% of students scoring more than average marks

**For Internal Exam**

Level 2	60-80 % of students scoring more than average marks
Level 3	above 80% of students scoring more than average marks





RAYAT SHIKASHAN SANSTHA'S  
**RAJARSHI CHHATRAPATI SHAHU COLLEGE, KOLHAPUR**  
 DEPARTMENT OF ENGLISH

Direct Method

M.A.-II Sem-IV ACADEMIC YEAR 2021-22

ROLL NO.	PRN No.	NAME OF THE STUDENT	University						Internal					
			Drama	Critic	Victorian	Modern	Total	%	Drama	Critic	Victo	Modern	Total	%
1	2019067249	Ms. Chopade Priyanka Vijay	45	46	42	47	180	56.25	18	18	19	17	72	90
2	2020068707	Mr. Duge Prashant Bhupal	15	23	16	14	68	21.25	18	18	17	19	72	90
3	2020065560	Mr. Gaikwad Rushikesh	40	38	26	40	144	45	18	18	19	17	72	90
4	2020062727	Mr. Jadhav Depak Vikram	46	44	60	55	205	64	18	18	17	19	72	90
5	2020062736	Mr. Jogdand Kalpana Rajendra	55	60	65	60	240	75	18	18	19	17	72	90
6	2020062713	Ms. Kamble Akshata Sudhir	55	55	60	58	228	71.25	18	18	17	19	72	90
7	2020063907	Mr. Mohite Rohan Devdas	45	42	47	44	178	55.62	18	18	19	17	72	90
8	2020062724	Mrs. Mulla Sufiya Husain	62	60	60	66	248	78	18	18	17	19	72	90
9	2020062725	Ms. Patil Prajakta Mahadev	54	58	66	62	240	75	18	18	19	17	72	90
10	2020062730	Mr. Pawar Ramesh Ramdas	60	52	60	60	232	73	18	18	17	19	72	90
11	2020062722	Mr. Powar Raju Parsharam	28	20	36	32	116	36	18	18	19	17	72	90
Marks obtained outoff 40 (University Exam)			% of marks	No. of students in each paper				% of marks	% of marks	No. of students				
Y	<32 marks((Level 1)		<45%	2	2	2	2	<60%	<6	0	0	0	0	
	<32-48 marks (level 2)		45 to 60%	1	1	1	1	60 to 80%	6-8	0	0	0	0	
	>48marks(level 3)		>60%	8	8	8	8	Above >8	>8	11	11	11	11	

For University Exam	
Level 1	below 45 % of students scoring more than average marks
Level 2	45-60 % of students scoring more than average marks
Level 3	above 60% of students scoring more than average marks
For Internal Exam	
Level 1	below 60 % of students scoring more than average marks
Level 2	60-80 % of students scoring more than average marks
Level 3	above 80% of students scoring more than average marks

